

News Release**Embargoed until 1200 (Kazakhstan) / 0700 (UTC) 1 July 2025**

FREEDOM HOLDING CORP. KAZAKHSTAN MANUFACTURING PMI[®]

Production falls for first time in 16 months

Output falls despite continued growth of new orders

Slight reduction in employment

Business confidence at three-month high

The end of the first half of 2025 saw a renewed deterioration in business conditions in the Kazakhstan manufacturing sector.

Production decreased at a solid pace as the rate of new order growth eased. Employment was also scaled back. On a more positive note, business confidence hit a three-month high.

The Freedom Holding Corp. Kazakhstan Manufacturing PMI[®] (Purchasing Managers' Index[™]) posted 49.7 in June, dipping below the 50.0 no-change mark following a reading of 51.3 in May. Although signalling the first deterioration in business conditions for 16 months, the index pointed to only a marginal worsening in the health of the sector.

Central to the deterioration in operating conditions was a renewed reduction in manufacturing output, the first since February 2024. Production was down solidly amid softer new order growth and reports of pauses to repair machinery.

New orders increased for the seventeenth successive month in June, with some firms indicating that they had been able to attract new customers at the end of the second quarter. Others, however, reported signs of demand easing. As such, the pace of expansion in new business slowed to an eight-month low.

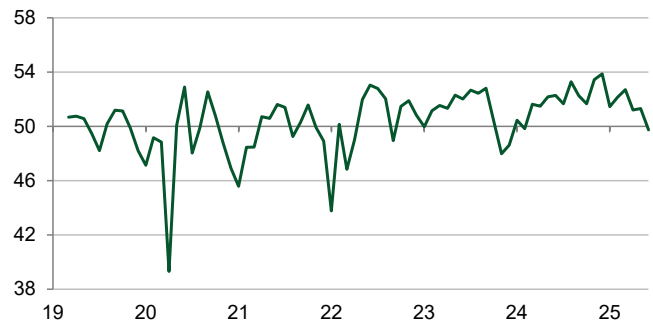
Alongside the drop in output, manufacturers also signalled a reduction in employment. The marginal fall in staffing levels ended a 15-month sequence of job creation.

Despite the drop in employment, manufacturers were able to keep on top of workloads as new order growth eased. Backlogs of work were down for the fourth consecutive month, and to the greatest extent since September 2022.

The rate of growth in purchasing activity eased for the third month running and was the slowest in the current 16-month sequence of rising input buying.

Stocks of purchases decreased again, falling for the third

Freedom Holding Corp. Kazakhstan Manufacturing PMI Index, sa, >50 = improvement m/m



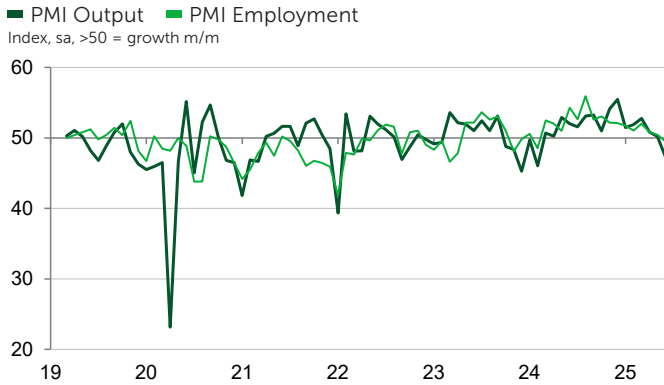
Data were collected 12-23 June 2025.

Source: Freedom Holding Corp, S&P Global PMI. ©2025 S&P Global.

Comment

Yerlan Abdikarimov, Director of Financial Analysis Department at Freedom Finance Global PLC (100% subsidiary of the Freedom Holding Corp.):

"In June, Kazakhstan's manufacturing sector recorded a noticeable decline in output for the first time in a long while, amid slowing demand and technical disruptions. In our view, this is more of a short-term correction than the beginning of a prolonged downturn. Alongside the slowdown in the growth of new orders, pressure from operating costs and risks related to raw materials, logistics, and the currency factor remains. The likelihood of delays in the implementation of major infrastructure projects is becoming increasingly apparent. At this point, all of this has prompted companies to revise production plans, reduce staff, and cut inventories. Nevertheless, plans for the near term are showing increased optimism."



Source: Freedom Holding Corp, S&P Global PMI. ©2025 S&P Global.

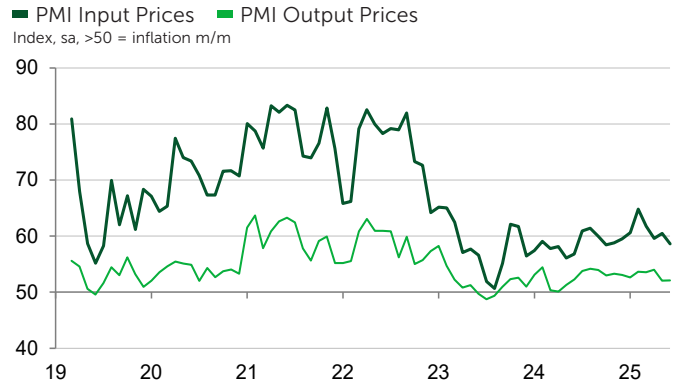
month running and at the fastest pace since October last year. Stocks of finished goods were also down as finished items were dispatched to customers.

Input costs increased sharply in June amid higher costs for raw materials and transportation, plus exchange rate weakness. That said, the pace of inflation eased to an eight-month low and was below the series average.

The pace of output price inflation was also relatively muted and unchanged from the one-year low posted in May. Where charges increased, panellists linked this to the passing on of higher input costs to customers.

Logistical issues, particularly with regards to inputs sourced from abroad, meant that suppliers' delivery times lengthened for the second month running. The deterioration in vendor performance was the same as that seen in the previous survey period.

While Kazakh manufacturers posted a renewed fall in output during June, they were increasingly optimistic that production will increase over the coming year. Sentiment rose to a three-month high, with more than 54% of respondents expressing optimism. Growth plans and expanded customer bases were the main factors behind the positive outlook.



Source: Freedom Holding Corp, S&P Global PMI. ©2025 S&P Global.

Contact

Yerlan Abdikarimov
Financial Analysis
Department Director
Freedom Finance Global PLC
Yerlan.abdikarimov@ffin.kz
Freedom Holding Corp.

Andrew Harker
Economics Director
S&P Global Market Intelligence
T: +44 (0) 1491 461 016
andrew.harker@spglobal.com

Public Relations Department
Freedom Finance Global PLC
pr@ffin.kz
Freedom Holding Corp.

Hannah Brook
EMEA Communications Manager
S&P Global Market Intelligence
T: +44 (0) 7483 439 812
hannah.brook@spglobal.com
press.mi@spglobal.com

If you prefer not to receive news releases from S&P Global, please email press.mi@spglobal.com. To read our privacy policy, click [here](#).

Methodology

The Freedom Holding Corp. Kazakhstan Manufacturing PMI[®] is compiled by S&P Global from responses to questionnaires sent to purchasing managers in a panel of around 250 manufacturers. The panel is stratified by detailed sector and company workforce size, based on contributions to GDP. Data collection began in March 2019.

Survey responses are collected in the second half of each month and indicate the direction of change compared to the previous month. A diffusion index is calculated for each survey variable. The index is the sum of the percentage of 'higher' responses and half the percentage of 'unchanged' responses. The indices vary between 0 and 100, with a reading above 50 indicating an overall increase compared to the previous month, and below 50 an overall decrease. The indices are then seasonally adjusted.

The headline figure is the Purchasing Managers' Index[™] (PMI). The PMI is a weighted average of the following five indices: New Orders (30%), Output (25%), Employment (20%), Suppliers' Delivery Times (15%) and Stocks of Purchases (10%). For the PMI calculation the Suppliers' Delivery Times Index is inverted so that it moves in a comparable direction to the other indices.

Underlying survey data are not revised after publication, but seasonal adjustment factors may be revised from time to time as appropriate which will affect the seasonally adjusted data series.

For further information on the PMI survey methodology, please contact economics@spglobal.com.

PMI by S&P Global

Purchasing Managers' Index[™] (PMI[®]) surveys are now available for over 40 countries and also for key regions including the eurozone. They are the most closely watched business surveys in the world, favoured by central banks, financial markets and business decision makers for their ability to provide up-to-date, accurate and often unique monthly indicators of economic trends.

www.spglobal.com/marketintelligence/en/mi/products/pmi

Disclaimer

The intellectual property rights to the data provided herein are owned by or licensed to S&P Global and/or its affiliates. Any unauthorised use, including but not limited to copying, distributing, transmitting or otherwise of any data appearing is not permitted without S&P Global's prior consent. S&P Global shall not have any liability, duty or obligation for or relating to the content or information ("Data") contained herein, any errors, inaccuracies, omissions or delays in the Data, or for any actions taken in reliance thereon. In no event shall S&P Global be liable for any special, incidental, or consequential damages, arising out of the use of the Data. Purchasing Managers' Index[™] and PMI[®] are either trade marks or registered trade marks of S&P Global Inc or licensed to S&P Global Inc and/or its affiliates.

This Content was published by S&P Global Market Intelligence and not by S&P Global Ratings, which is a separately managed division of S&P Global. Reproduction of any information, data or material, including ratings ("Content") in any form is prohibited except with the prior written permission of the relevant party. Such party, its affiliates and suppliers ("Content Providers") do not guarantee the accuracy, adequacy, completeness, timeliness or availability of any Content and are not responsible for any errors or omissions (negligent or otherwise), regardless of the cause, or for the results obtained from the use of such Content. In no event shall Content Providers be liable for any damages, costs, expenses, legal fees, or losses (including lost income or lost profit and opportunity costs) in connection with any use of the Content.

Freedom Holding Corp.

Freedom Holding Corp. is a diversified company. It provides financial services and brokerage services securities trading, investment research and consulting, investment banking and underwriting services, mortgages, insurance, telecommunications, online sales of airline tickets and event tickets, offer online supermarket services and many others.

The Holding, including subsidiaries, employs more than 6.8 thousand people.

The headquarter of Freedom Holding Corp. is in Almaty (Kazakhstan) with supporting administrative offices and subsidiaries locations in 22 countries including Kazakhstan, the United States of America, Cyprus, Poland, Spain, Uzbekistan, Azerbaijan and others.

Freedom Holding Corp.'s common stocks are registered with the U.S. Securities and Exchange Commission and trades under the ticker symbol FRHC on the Nasdaq Capital Market.

www.freedomholdingcorp.com

S&P Global

S&P Global (NYSE: SPGI) provides essential intelligence. We enable governments, businesses and individuals with the right data, expertise and connected technology so that they can make decisions with conviction. From helping our customers assess new investments to guiding them through ESG and energy transition across supply chains, we unlock new opportunities, solve challenges and accelerate progress for the world.

We are widely sought after by many of the world's leading organizations to provide credit ratings, benchmarks, analytics and workflow solutions in the global capital, commodity and automotive markets. With every one of our offerings, we help the world's leading organizations plan for tomorrow, today.

www.spglobal.com