

Embargoed until 0930 JST (0030 UTC) 24 October 2022

au Jibun Bank Flash Japan Composite PMI®

Including au Jibun Bank Flash Japan Manufacturing and Services PMI®

Faster rise in business activity, but inflationary pressures remain elevated

Key findings

Flash Composite Output Index, October: 51.7
(September Final: 51.0)

Flash Services Business Activity Index, October: 53.0
(September Final: 52.2)

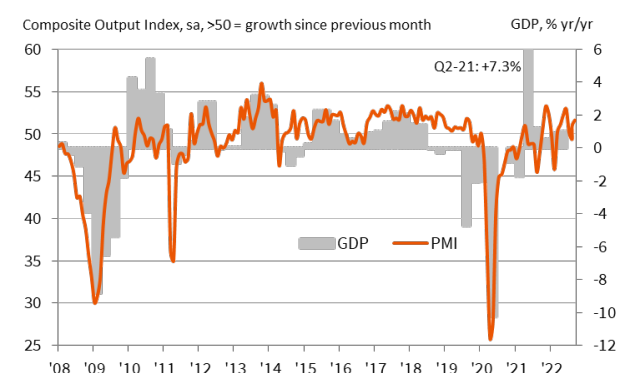
Flash Manufacturing Output Index, October: 48.7
(September Final: 48.3)

Today sees the latest release of the au Jibun Bank Flash Japan Composite PMI®. Published on a monthly basis approximately one week before final PMI data are released, this makes the PMI the earliest available indicator of private sector operating conditions in Japan. The estimate is typically based on approximately 85%–90% of total PMI survey responses each month and is designed to provide an accurate indication of final PMI data.

Commenting on the latest survey results, Laura Denman, Economist at S&P Global Market Intelligence, said:

“Latest flash PMI data has pointed to a further improvement in Japan’s private sector economy in October. The recent easing in international border restrictions and the launching of the Nationwide Travel Discount Programme earlier this month boosted activity levels and order book volumes. The manufacturing sector, however, continued to struggle in the face of weak demand conditions and severe cost pressures. In fact, the rate of output price inflation rose to a fresh survey peak in October as firms continued to share increasing cost burdens with their clients. With inflationary pressures remaining elevated across the private sector, business confidence dipped to a six-month low.”

au Jibun Bank Japan Composite Output Index



Sources: au Jibun Bank, S&P Global, Cabinet Office.

Index summary

Index	Sector	Interpretation
Output	Composite	Stronger growth
	Manufacturing	Weaker decline
	Services	Stronger growth
New Orders	Composite	Stronger growth
	Manufacturing	Weaker decline
	Services	Weaker growth
New Export Orders	Composite	Weaker decline
	Manufacturing	Stronger decline
	Services	Stronger growth
Employment	Composite	Weaker growth
	Manufacturing	Weaker growth
	Services	Stronger growth
Backlogs of Work	Composite	Weaker growth
	Manufacturing	Decline, from no change
	Services	Weaker growth
Output Prices	Composite	Stronger inflation
	Manufacturing	Stronger inflation
	Services	Inflation, unchanged
Input Prices	Composite	Weaker inflation
	Manufacturing	Weaker inflation
	Services	Weaker inflation
Future Output	Composite	Weaker positive outlook
	Manufacturing	Stronger positive outlook
	Services	Weaker positive outlook
Stocks of Purchases	Manufacturing	Weaker growth
Stocks of Finished Goods	Manufacturing	Growth, unchanged
Quantity of Purchases	Manufacturing	Stronger decline
Suppliers' Delivery Times	Manufacturing	Weaker lengthening

au Jibun Bank Flash Japan Manufacturing PMI®

The au Jibun Bank Japan Manufacturing PMI® is compiled by S&P Global from survey responses from a panel of around 400 manufacturers. The headline figure is the Purchasing Managers' Index (PMI), a composite single-figure indicator of manufacturing performance. The PMI is a weighted average of the following five indices: New Orders (30%), Output (25%), Employment (20%), Suppliers' Delivery Times (15%) and Stocks of Purchases (10%). For the PMI calculation the Suppliers' Delivery Times Index is inverted so that it moves in a comparable direction to the other indices.

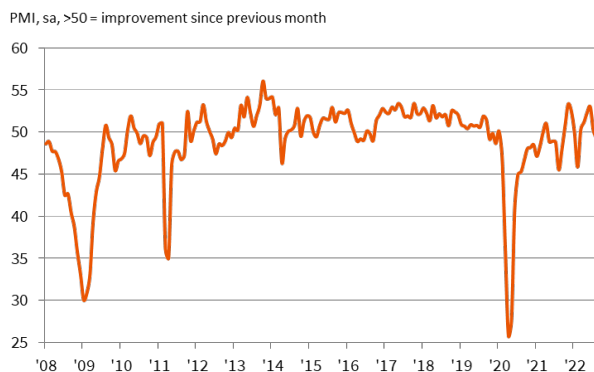
The headline au Jibun Bank Flash Japan Manufacturing Purchasing Managers' Index™ (PMI)® – which measures the overall health of the manufacturing sector – fell to 50.7 in October, down from 50.8 in September, signalling the weakest improvement in operating conditions in 21 months. For the fourth month running both output and new orders declined, albeit at softer paces than in September. Meanwhile, cost pressures across the manufacturing sector remained elevated, while the rate of output price inflation accelerated to a fresh survey peak. Despite this, overall business sentiment ticked higher amid hopes for of a sustained COVID-19 recovery.

au Jibun Bank Flash Japan Services PMI®

The au Jibun Bank Japan Services PMI® is compiled by S&P Global from survey responses from a panel of around 400 service sector companies. The sectors covered include consumer (excluding retail), transport, information, communication, finance, insurance, real estate and business services. The headline figure is the Services Business Activity Index, which tracks changes in the volume of business activity compared with one month previously. A reading above 50 indicates an overall increase compared to the previous month, and below 50 an overall decrease.

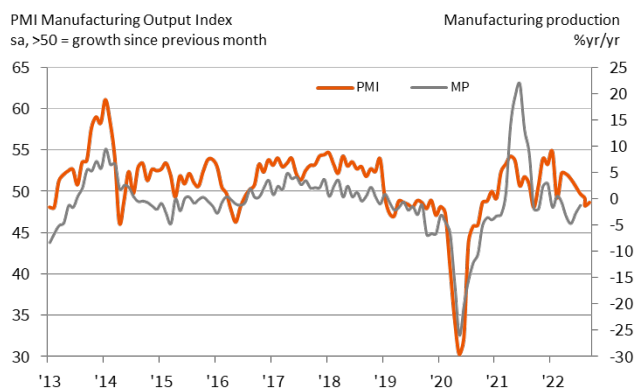
At 53.0 in October, the au Jibun Bank Flash Japan Services Business Activity Index rose from 52.2 in September to indicate a second successive expansion in service sector activity, and the strongest in four months. Service providers reported growth in order books which was frequently linked to increasing travel volumes following the roll-out of the Nationwide Travel Discount Programme. At the same time, both input cost and output price inflation remained historically sharp, while the 12-month growth outlook weakened to a seven-month low amid concerns around price pressures and general economic conditions.

au Jibun Bank Japan Composite Output PMI®



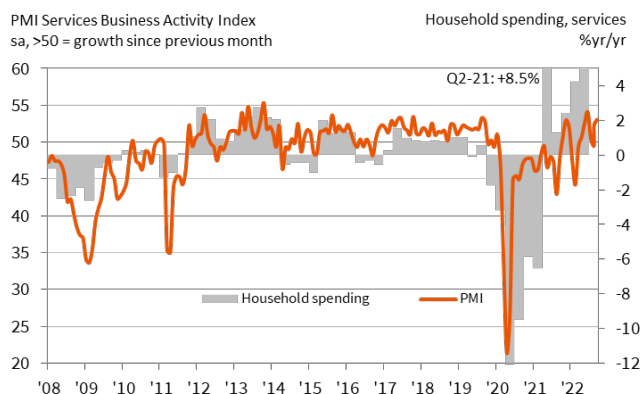
Sources: au Jibun Bank, S&P Global.

Manufacturing output



Sources: au Jibun Bank, S&P Global, METI.

Services business activity



Sources: au Jibun Bank, S&P Global, Cabinet Office.

Contact

au Jibun Bank

Grp-S-I-Room@jibunbank.co.jp

Laura Denman

Economist

S&P Global Market Intelligence

T: +44-134-432-7221

laura.denman@spglobal.com

SungHa Park

Corporate Communications

S&P Global Market Intelligence

T: +82 2 6001 3128

sungha.park@spglobal.com

Methodology

The au Jibun Bank Japan Composite PMI® is compiled by S&P Global from responses to questionnaires sent to a panel of around 400 service sector companies and a panel of around 400 manufacturers. The service sectors covered include consumer (excluding retail), transport, information, communication, finance, insurance, real estate and business services. The panels are stratified by detailed sector and company workforce size, based on contributions to GDP.

Survey responses are collected in the second half of each month and indicate the direction of change compared to the previous month. A diffusion index is calculated for each survey variable. The index is the sum of the percentage of 'higher' responses and half the percentage of 'unchanged' responses. The indices vary between 0 and 100, with a reading above 50 indicating an overall increase compared to the previous month, and below 50 an overall decrease. The indices are then seasonally adjusted.

Composite indices are weighted averages of comparable manufacturing and services indices. Weights reflect the relative size of the manufacturing and service sectors according to official GDP data.

The headline figure is the Composite Output Index. This index is a weighted average of the Manufacturing Output Index and the Services Business Activity Index. The Composite Output Index may be referred to as the 'Composite PMI' but is not comparable with the headline manufacturing PMI figure.

The headline services figure is the Services Business Activity Index. This is a diffusion index calculated from a question that asks for changes in the volume of business activity compared with one month previously. The Services Business Activity Index is comparable to the Manufacturing Output Index. It may be referred to as the 'Services PMI' but is not comparable with the headline manufacturing PMI figure.

The headline manufacturing figure is the Purchasing Managers' Index (PMI), a composite single-figure indicator of manufacturing performance. The PMI is a weighted average of the following five indices: New Orders (30%), Output (25%), Employment (20%), Suppliers' Delivery Times (15%) and Stocks of Purchases (10%). For the PMI calculation the Suppliers' Delivery Times Index is inverted so that it moves in a comparable direction to the other indices.

Flash indices are released approximately one week before the 'final' indices. Flash indices are typically based on approximately 85%–90% of total PMI survey responses each month and are designed to provide an accurate indication of final indices.

Final underlying survey data are not revised after publication, but seasonal adjustment factors may be revised from time to time as appropriate which will affect the seasonally adjusted data series.

October 2022 flash data were collected 12-20 October 2022. For further information on the PMI survey methodology, please contact economics@ihsmarkit.com.

The au Jibun Bank Japan PMI is sponsored by au Jibun Bank Corporation

The au Jibun Bank is an internet retail bank established in 2008 by a joint investment of KDDI - a major telecommunication service provider - and MUFG Bank - Japan's largest bank - As a "smartphone-centric bank", au Jibun Bank focuses on providing high-quality financial services via smartphones.

The au Jibun Bank provides unique services such as "Smartphone ATM", a service allowing to deposit and withdraw money from teller machine without cash card by just scanning a QR code shown on the smartphone app, and "AI Foreign Currency Forecast", a foreign currency trading support tool that predict the rise of foreign exchange rate based on past trend deep learned by an AI (artificial intelligence).

As a member of the "au Financial Group", au Jibun Bank aims to play a major role in providing comprehensive smartphone-centric banking services in line with the "Smart Money Concept" and enhance customer experience.

About S&P Global

S&P Global (NYSE: SPGI) S&P Global provides essential intelligence. We enable governments, businesses and individuals with the right data, expertise and connected technology so that they can make decisions with conviction. From helping our customers assess new investments to guiding them through ESG and energy transition across supply chains, we unlock new opportunities, solve challenges and accelerate progress for the world.

We are widely sought after by many of the world's leading organizations to provide credit ratings, benchmarks, analytics and workflow solutions in the global capital, commodity and automotive markets. With every one of our offerings, we help the world's leading organizations plan for tomorrow, today.

If you prefer not to receive news releases from S&P Global, please email joanna.vickers@spglobal.com. To read our privacy policy, click [here](#).

About PMI

Purchasing Managers' Index™ (PMI®) surveys are now available for over 40 countries and also for key regions including the eurozone. They are the most closely watched business surveys in the world, favoured by central banks, financial markets and business decision makers for their ability to provide up-to-date, accurate and often unique monthly indicators of economic trends. To learn more, go to ihsmarkit.com/products/pmi.html.

Disclaimer

The intellectual property rights to the data provided herein are owned by or licensed to S&P Global. Any unauthorised use, including but not limited to copying, distributing, transmitting or otherwise of any data appearing is not permitted without S&P Global's prior consent. S&P Global and au Jibun Bank shall not have any liability, duty or obligation for or relating to the content or information ("data") contained herein, any errors, inaccuracies, omissions or delays in the data, or for any actions taken in reliance thereon. In no event shall S&P Global or au Jibun Bank be liable for any special, incidental, or consequential damages, arising out of the use of the data. Purchasing Managers' Index™ and PMI® are either registered trade marks of Markit Economics Limited or licensed to Markit Economics Limited. S&P Global is a registered trademark of S&P Global Ltd. and/or its affiliates.

PMI®

by **S&P Global**

This Content was published by S&P Global Market Intelligence and not by S&P Global Ratings, which is a separately managed division of S&P Global. Reproduction of any information, data or material, including ratings (“Content”) in any form is prohibited except with the prior written permission of the relevant party. Such party, its affiliates and suppliers (“Content Providers”) do not guarantee the accuracy, adequacy, completeness, timeliness or availability of any Content and are not responsible for any errors or omissions (negligent or otherwise), regardless of the cause, or for the results obtained from the use of such Content. In no event shall Content Providers be liable for any damages, costs, expenses, legal fees, or losses (including lost income or lost profit and opportunity costs) in connection with any use of the Content.