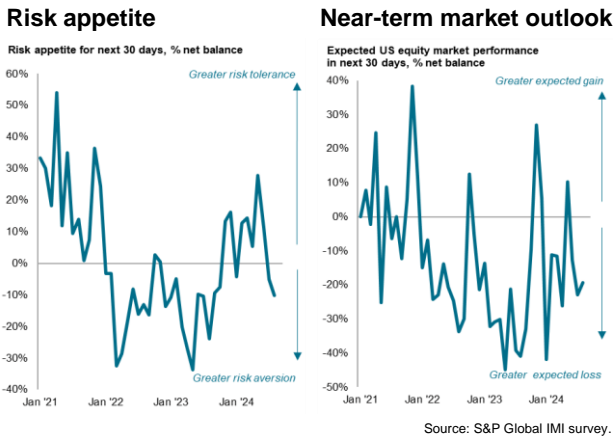


Embargoed until 0001 EDT (0401 UTC) 13 August 2024

S&P Global Investment Manager Index™ (IMI™)

Equity investor risk aversion hits one-year high on economic growth worries

- Risk appetite falls to lowest since August 2023, near-term market expectations remain negative.
- Sentiment hit by intensifying US and global economic growth worries amid ongoing political uncertainty and concerns over valuations.
- Central bank policy now seen more supportive than at any time in past three years.
- Sector sentiment shifts more defensive, but lower rate prospects bolster real estate and utilities.



Risk appetite has fallen for a third successive month in August, according to S&P Global's [Investment Manager Index™](#) (IMI™) survey. The IMI's headline Risk Appetite Index has deteriorated further from a two-and-a-half-year high in May, down to a one-year low of -10% in August from -5% in July. The latest data were collected between 6-9 August 2024; a period in which global markets saw a high degree of volatility.

Investors also remain downbeat in relation to near-term market expectations, with a majority anticipating US equities to lose value over the coming 30 days, albeit to a slightly lesser degree than seen in July.

Market drivers

The heightened risk aversion reflects intensifying concerns over the macro environment. The US macroeconomy is now perceived to be exerting the biggest drag on US equities since last November, while the drag from the global macro environment is seen as its strongest since May of last year.

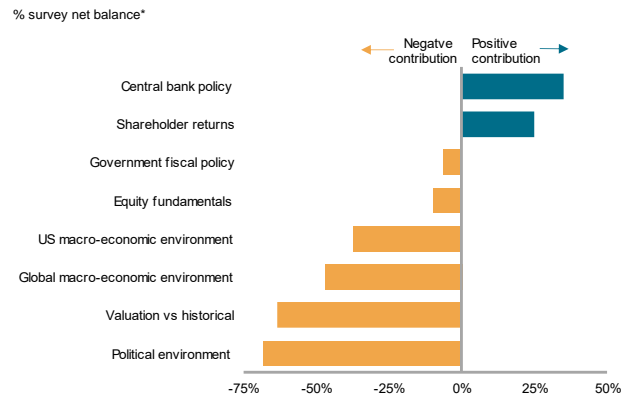
At the same time, the political environment and valuations remain severe ongoing perceived drags on equity returns, the former reflecting concerns over the US election as well as conflicts in the Middle East and Ukraine.

Worries over earnings potential have meanwhile led investors to consider equity fundamentals to now be exerting a negative impact on returns for the first time since January, in stark contrast to the 27-month high positive contribution seen back in May. Following the Q2 earnings season, investors have downgraded their expectations of Q3 earnings to the greatest extent for a year, contrasting with the upward revision seen after Q1 earnings.

A corollary of the reduced economic growth prospects among investors has been a broadening conviction of more aggressive interest rate cuts by central banks. Central bank policy is accordingly now seen as the strongest positive contributor to market returns of all factors tracked by the IMI, exerting their greatest positive influence for three years.

This anticipated lower interest rate environment has also meant that shareholder returns remain a strongly positive driver of equity returns, notably with respect to rising investor sentiment toward dividends. Investor interest in dividend stocks has hit its highest for two years.

What's driving US equity returns over the next 30 days?



* The net balance shows the percentage of those reporting an expected positive contribution minus those expecting a negative contribution. Those only reporting a 'slight' positive or negative contribution count as half a response, while those reporting a 'strong' positive or negative contribution count as one-and-a-half responses.

Source: S&P Global IMI survey.

News Release

Sector preferences

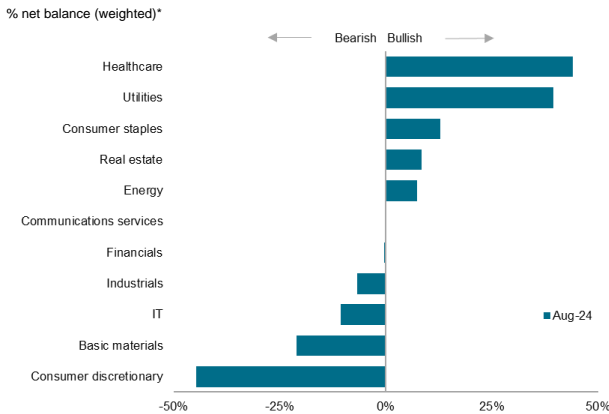
Rising concerns over the macro environment have meanwhile led to a further shift in investor favor toward defensive stocks, while the prospect of lower interest rates has also favored sectors such as Utilities and Real Estate.

The top-ranked sector in August is Healthcare followed by Utilities, the latter now sitting at their highest position in the rankings seen since the survey began. Consumer Staples have moved up into third place in the rankings – their highest position since January. In contrast, Consumer Discretionary has fallen to the foot of the rankings, suffering the lowest degree of investor sentiment since November 2022, underscoring the investor shift from cyclicals to defensives.

Recession worries have also curbed investor appetite for Basic Materials and Industrials, as well as Energy and IT/Tech stocks. Whereas Tech was investors' highest-ranked sector in June, sentiment has since soured sharply to push appetite into negative territory for the first time since January.

Amid rising hopes for interest rate cuts, investor favor toward Real Estate has jumped to its highest since August 2021, elevating it to an unprecedented fourth place in the rankings.

What is your sector outlook for the next 30 days?



* The net balance shows the percentage of those bullish minus those bearish. Those only reporting a 'slight' bullish or bearish outlook count as half a response, while those reporting a 'strong' bullish or bearish outlook count as one-and-a-half responses.

Source: S&P Global IMI survey.

Commentary

Chris Williamson, Executive Director at S&P Global Market Intelligence and author of the report, said:

"The risk-off mood has intensified among US equity investors in August. The latest IMI survey has seen a big change, with investors becoming increasingly concerned about economic growth and earnings potential, while simultaneously ratcheting up their expected support to the market from lower interest rates. The latter has helped drive investor interest in real estate and dividend-focused utility stocks, but the broader concern over economic growth has dampened demand for many other sectors, most notably tech and consumer discretionary."

Mohammad Hassan, Equities Dividend Forecasting Director at S&P Global Market Intelligence and co-author of the report, added:

"Investor sentiment has turned markedly bearish, yet it is worth noting that, beyond the bulls and the bears, roughly 63% of respondents remain neutral on future earnings growth expectations. With markets on edge due to geopolitical tensions and the looming US election, Q4 will be a tough test for shareholder returns. S&P Global MI Equities Dividend Forecasting projects a 4.54% increase in total aggregate dividends for the S&P 500 Index in 2024, which should provide a solid anchor for investor expectations."

For a copy of the full report and data, please contact economics@spglobal.com.

For further information, please contact:

Katherine Smith, Public Relations

Telephone +1 781 301 9311

E-mail katherine.smith@spglobal.com

News Release

Note to Editors

This edition of the Investment Manager Index survey includes monthly responses from a panel of just under 300 participants employed by firms that collectively represent approximately \$3,500 bn assets under management. Data were collected between 6-9 August 2024.

If you would like to receive this report on a regular basis, please email economics@spglobal.com or visit spglobal.com/marketintelligence/en/mi/Info/0920/imi-survey-request.html to participate in the survey and be placed on the distribution list.

For more information on our products, including economic forecasting and industry research, please visit www.spglobal.com.

S&P Global shall not have any liability, duty or obligation for or relating to the content or information (“Data”) contained herein, any errors, inaccuracies, omissions or delays in the Data, or for any actions taken in reliance thereon. In no event shall S&P Global be liable for any special, incidental, or consequential damages, arising out of the use of the Data.

It is expressly prohibited to use any data from the IMI press release or report as reference in financial contracts, financial instruments, financial products, indices or as a benchmark (as defined in the Regulatory Framework).

About S&P Global (www.spglobal.com)

S&P Global provides essential intelligence. We enable governments, businesses and individuals with the right data, expertise and connected technology so that they can make decisions with conviction. From helping our customers assess new investments to guiding them through ESG and energy transition across supply chains, we unlock new opportunities, solve challenges and accelerate progress for the world.

We are widely sought after by many of the world’s leading organizations to provide credit ratings, benchmarks, analytics and workflow solutions in the global capital, commodity and automotive markets. With every one of our offerings, we help the world’s leading organizations plan for tomorrow, today. www.spglobal.com

S&P Global Market Intelligence

At S&P Global Market Intelligence, we understand the importance of accurate, deep and insightful information. Our team of experts delivers unrivaled insights and leading data and technology solutions, partnering with customers to expand their perspective, operate with confidence and make decisions with conviction. S&P Global Market Intelligence is a division of S&P Global (NYSE: SPGI).

This Content was published by S&P Global Market Intelligence and not by S&P Global Ratings, which is a separately managed division of S&P Global. Reproduction of any information, data or material, including ratings (“Content”) in any form is prohibited except with the prior written permission of the relevant party. Such party, its affiliates and suppliers (“Content Providers”) do not guarantee the accuracy, adequacy, completeness, timeliness or availability of any Content and are not responsible for any errors or omissions (negligent or otherwise), regardless of the cause, or for the results obtained from the use of such Content. In no event shall Content Providers be liable for any damages, costs, expenses, legal fees, or losses (including lost income or lost profit and opportunity costs) in connection with any use of the Content.

If you prefer not to receive news releases from S&P Global Market Intelligence, please email katherine.smith@spglobal.com. To read our privacy policy, [click here](#).